


LUX SHIFT N012

Dim-to-Warm White LED Light Engine

PRODUCT OVERVIEW

The LUXdrive™ N012 LUXshift LED strip offers advanced dim-to-warm functionality, delivering up to 700 lumens per foot with 24VDC input and a remarkable 120 lumens per watt. Equipped with 24 dual-color Nichia 757 LEDs per foot, it smoothly adjusts color temperature from 6500K to 2700K through a single 0-10V input, creating a warm, inviting glow reminiscent of traditional incandescent lighting.

Designed for adaptability, the LUXshift features poke-to-home connectors for easy daisy-chaining up to 20 feet, making it ideal for installations requiring tunable white light. Its versatile performance and precise control provide an effective lighting solution for spaces where both functionality and ambiance are essential.



Product		N012-382765W60		
General	Lumens ¹	up to 700		
	Beam Angle	120° FWHM		
	CCT	2700K to 6500K		
	CRI	80 min		
	Daisy Chain Limit	Up to 20 Feet		
Electrical	Input Voltage	19V _{DC} min	24V _{DC} typ	28V _{DC} max
	Wattage	4.6 W typ	5.8 W typ	6.7 W typ
	Power Consumption	4.6 W/ft	5.8 W/ft	6.7 W/ft
	Efficacy	150 lm/W	120 lm/W	105 lm/W
Environment	Dimming	0-10V _{DC}		
	Operating Temp	-20 to 80° C		
	Storage Temp	-40 to 125° C		
Mechanical	Connection	Poke-Home 18-24 AWG, Max conductor dia 1.2mm		
	Mounting	Double Sided Adhesive or Thermal Epoxy		
	Dimension	12.0 x 0.95 x 0.26 in (304.8 x 24.13 x 6.6 mm)		
	Weight	0.90oz (28g)		
Regulatory	Compliance	RoHS 3 (EU 2015/863)		
	Warranty	LEDdynamics Warranty		

* All specifications subject to change without prior notification.

1. LEDdynamics reserves the right to send equal to, or higher, lumen output.

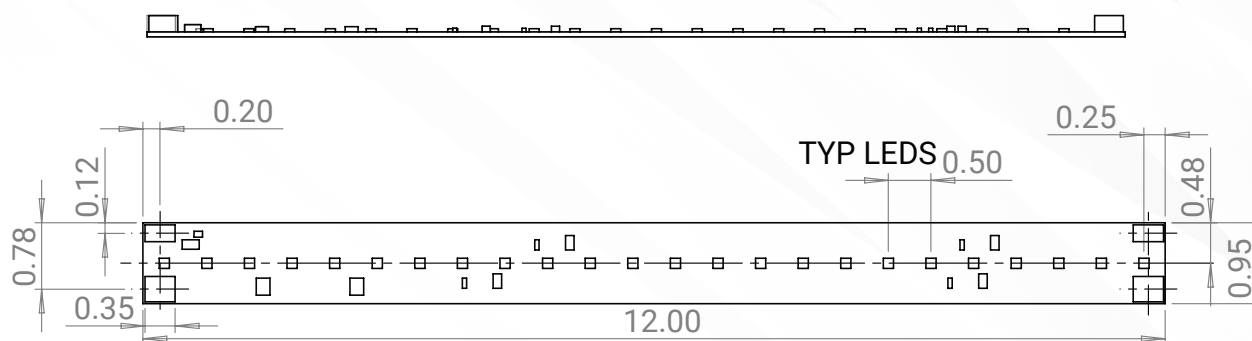
LUX SHIFT N012

Dim-to-Warm White LED Light Engine

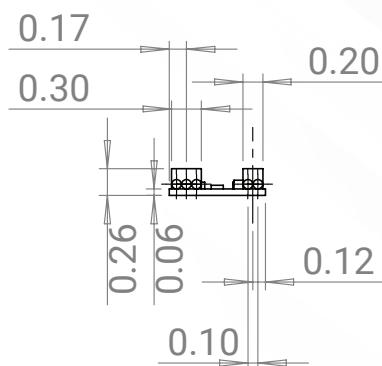
Ordering Information

PRODUCT FAMILY	PART NUMBER	DESCRIPTION
LUX SHIFT	N012-382765W60	Dim-to-Warm White Tuning Strip

Mechanical Drawing



TYP FOR CONNECTORS



TYP HOLE SPACING

Wiring Example

